

Rhyme

Play some simple games to keep developing understanding of rhyme.



- Say nursery rhymes together. Check out BBC Teach for nursery rhymes online.

<https://www.bbc.co.uk/teach/school-radio/nursery-rhymes-songs-index/zhwdgwx>

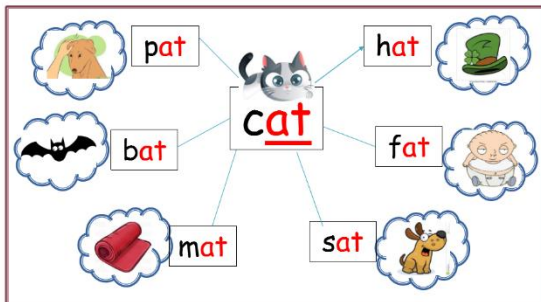
- I spy rhyme - I spy with my little eye, something that rhymes with moon.



- Rhyming Treasure hunt - find something that rhymes with look.




Using 'anchor' words : cat



- How many rhyming words can you write in 30 seconds? Use an anchor word. Play against each other to see who can get the most.

- Leave out rhyming words when reading books. Let your child guess the missing word.



A mouse took a stroll through the deep dark wood.
A fox saw the mouse and the mouse looked
"Where are you going to, little brown mouse?
Come and have lunch in my underground

Syllables

Children should understand that words can be broken into syllables. This can help with spelling and reading.




Below are some ideas to help develop understanding of syllables.

- Clap out words to decide how many syllables.




- Syllable Treasure Hunt. Find something in the garden which has 3 syllables.

- Sort household items into number of syllables.

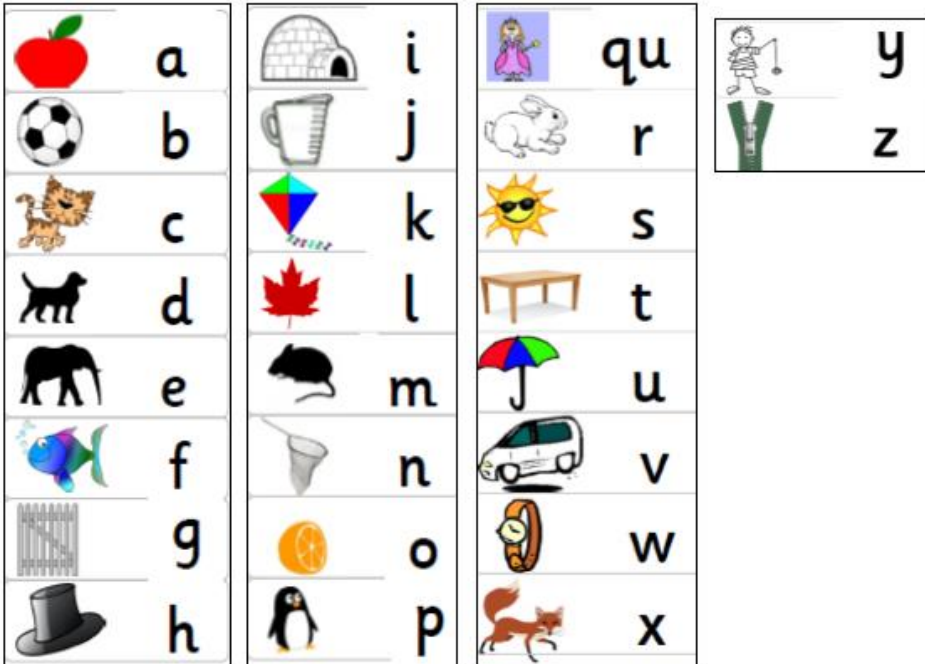
1	2	3
		

- Lay out numbers 1, 2 and 3, written on paper/card. Outside, these can be written on the ground with chalk. Call out a word, the child must run/jump to the correct number depending on how many syllables are in the word.
- Use post-it notes/pieces of paper to write 2/3 syllable words.



Awareness of Sounds.

Sounds are represented by letters, which are then blended to make words. In the early stages of phonics learning, sounds are represented by 1 letter (excluding q, which is always represented by qu). Below, is a good representation of how the letters should sound.



It is important to revise initial sounds regularly.

- I spy with my little eye, something beginning with 'b' (sound not letter).
- Sound treasure hunt, find something beginning with 'c'.
- Play sound bingo with household items. Child must find one item for each sound on their bingo card. (Can be handwritten at home.)

B I N G O		
f	p	l
b	w	v
c	o	r

- Check out Jolly Phonics songs on youtube.
<https://www.youtube.com/watch?v=26uXtUYssuo>
- There are some beginning sound games online.
http://www.literactive.com/Download/live.asp?swf=story_files/ase1_US.swf