


## High Frequency Words

Continue to revise High Frequency words. Try to make the experiences as repetitive and interactive as possible. Below are some simple games you can play at home to continuously reinforce high frequency words for reading and spelling.

### X's and O's

Draw out the grid and assign a word to each player, rather than the letters.

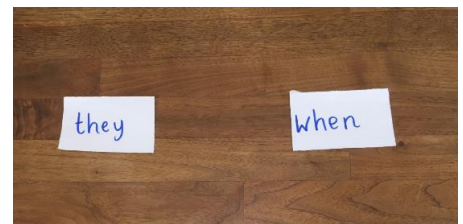
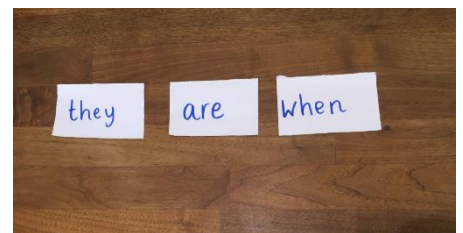


### What's Missing

Write specific words on a piece of paper. Lay the words out. Each player takes turn to remove a word, while the other player is not looking. The other player must guess which word is missing.


Extension ideas - Add more words.

The other player must write the missing word, instead of simply saying it.



### Roll and Word (you will need a dice)

Draw the grid out twice, one for each player. Take turns to roll the dice, write the corresponding word in the correct column. First person to get 6 words in a column wins.



### Run to the word

Use chalk, or write on pieces of paper. Someone call out the specific words. Who can touch the word first? Alternatively, throw a ball at the word.

